



DNH

HEAD OFFICE, NORWAY
DNH AS

Phone..... + 47 35 98 56 00
Fax..... + 47 35 98 56 10
E-mail..... dnh@dnh.no
Web-Site..... www.dnh.no

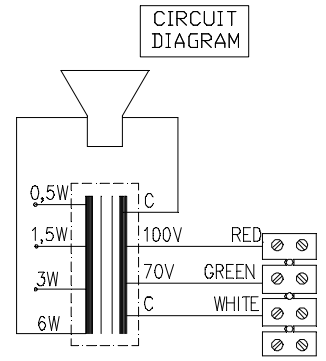
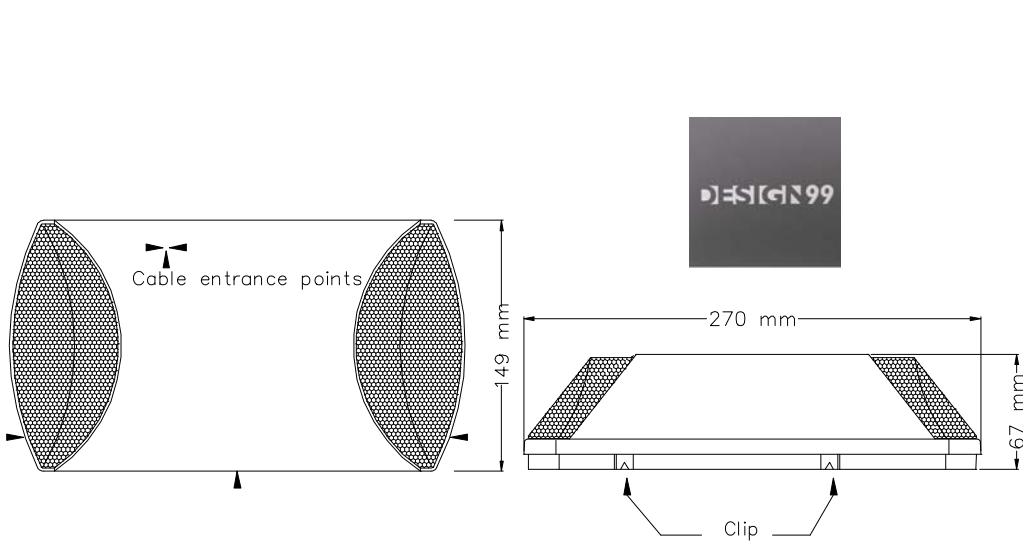
ENGLAND
DNH WW Ltd
Phone..... + 44 1908 275 000
Fax..... + 44 1908 275 100
E-mail..... dnh@dnh.co.uk

GERMANY
DNH GmbH
Phone... + 49 040 6569 30-0
Fax..... + 49 040 6569 30-30
E-mail..... dnh@dnh.de

USA
DNH Speakers Inc
Phone..... + 1 484 494 5790
Fax..... + 1 484 494 5793
E-mail..... dnh@dnhspeakers.com

ISO 9001 CERTIFIED

CP-66(T)

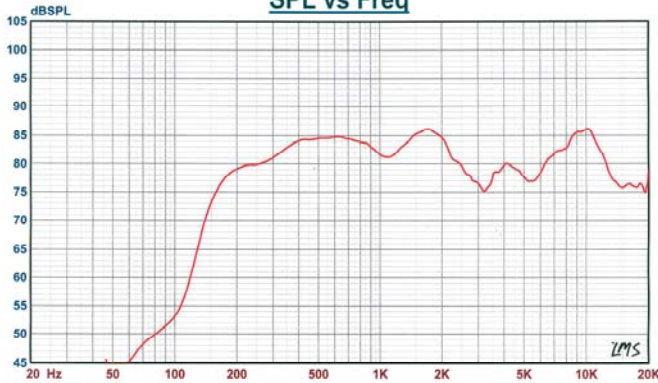


70/100 volt combined transformer	
Primary connections	
White : Green	70 V
White : Red	100 V
Secondary nominal tapings	
C : 1	6,0 W
C : 2	3,0 W
C : 3	1,5 W
C : 4	0,5 W

Remove the lid by pressing the two clips on each side of the loudspeaker.

Sound pressure levels at 1W/1m

SPL vs Freq



Specifications

Material / Color	ABS / RAL 9010
Mounting	4 screws
Termination	Internal screw terminals
Weight w/transformer	0,77 kg
IP-rating	
Max. / min. amb. temp	90°C / -20°C
Rated / max. power	6 W / 10 W
SPL 1W/1m	86 dB
SPL rated power	94 dB
Effective freq. range	170 – 20000 Hz
Dispersion (-6dB) 1kHz / 4kHz	180° / 120°
Directivity factor, Q(2kHz)	
Options	Impedance, colors, labels

Installation, Operation and Maintenance Procedures

- To open the loudspeaker, press the two clips on each side of the loudspeaker and separate the cabinet from the chassis.
- Enter the cable through a suitable cable entrance and connect to terminal.
- Fasten the chassis to the wall or roof with 4 screws.
- Clip the cabinet on to the chassis after termination.
- For optimum performance, always use the correct voltage / power and operate within the frequency limits as stated.
- Do not open the loudspeaker when energized.
- This loudspeaker is supplied with a 2 year warranty against defective workmanship.

DNH reserves the right to alter specifications without notice

